

# SWIPPER™

TESTING KITS  
FOR DRUGS

## White Heroin Test Kits

### SW-2000



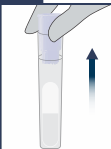
**Read  
Before  
Use**

As a precaution, gloves and eye protection should be worn when handling substances and using test units. Do not puncture any part of unit. Do not remove probe after breaking the ampule. In event of a spill, rinse affected area thoroughly with water. Keep out of reach of children. Store the tubes in a dark place, not exposed to light. All results are presumptive. If necessary, further testing by a competent drug testing lab can provide additional identification.

**Test Preparation**

**1**

Remove the SWIPPER™ Cap from the test unit.



Ensure that the test tube remains upright in order to avoid the ampule falling out of the tube.

**2**

Sample the suspected substance with the SWIPPER™ Cap.

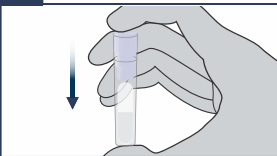
White Powder



**Test Preparation**

**3**

Return the SWIPPER™ Cap to the test tube. Press firmly.



**STOP**

**Do not continue unless the SWIPPER™ Cap is properly secured.**

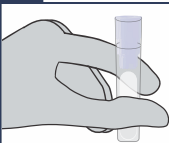
**CAUTION**

The kit contains an acid. Make sure to follow all the safety procedures.

**Identification**

**4**

With **thumb and forefinger**, squeeze the test tube until the ampule breaks.



**5**

Gently shake test up and down to ensure that the liquid touches the Cap.



**Results**



The appearance of a purple color indicates the presence of **Heroin**, if the substance is a white powder.



If no purple color develops, Heroin is not present.



**Disposal**

Dilute the acid with some tap water before disposing the kit in the trash.



ENG  
v1  
01-22



World Leader in  
Forensic Products

Manufactured by IDenta Ltd  
[www.identa-corp.com](http://www.identa-corp.com)

Patented Technology • Made in Israel

LOT:

EXP: